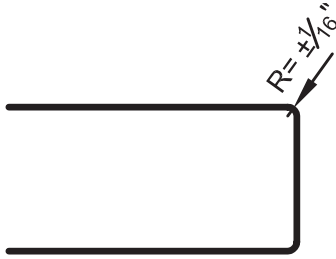
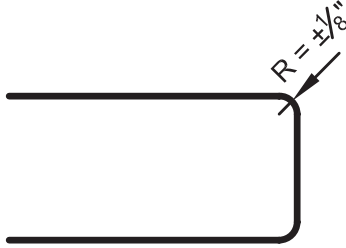


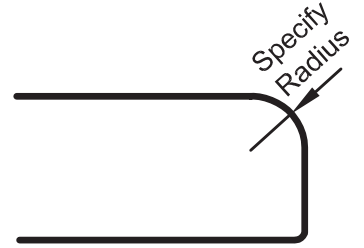
Sample Edge Profiles



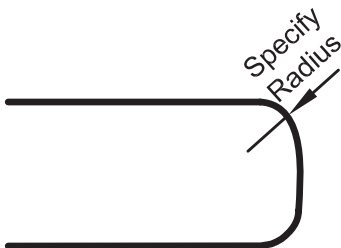
Double Eased ($\pm 1/16$) Edges



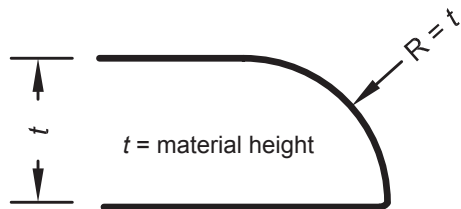
Double Pencil Round ($\pm 1/8$) Edges



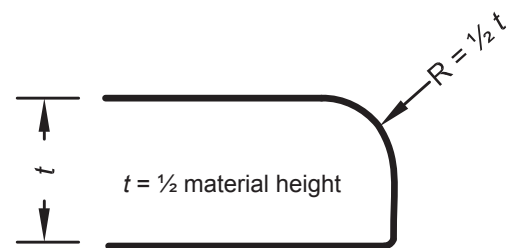
Radius Top with Eased Bottom Edge



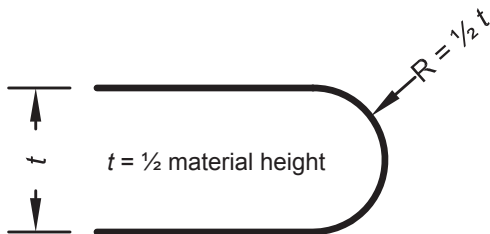
Double Radius Edges



Radius Top with Eased Bottom Edge



Half Bullnose



Full Bullnose



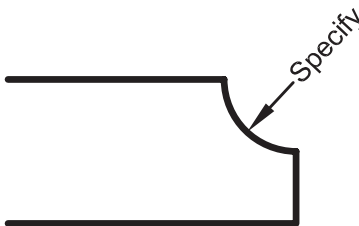
Dupont



Ogee



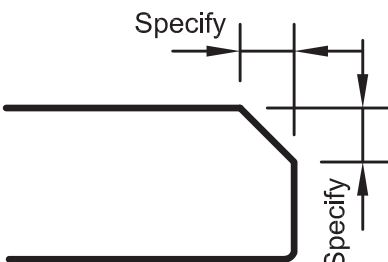
Cove Ogee



Cove with Eased Bottom Edge



Stair Tread



Bevel with Eased Bottom Edge



Laminated Double Eased ($\pm 1/16$) Edges